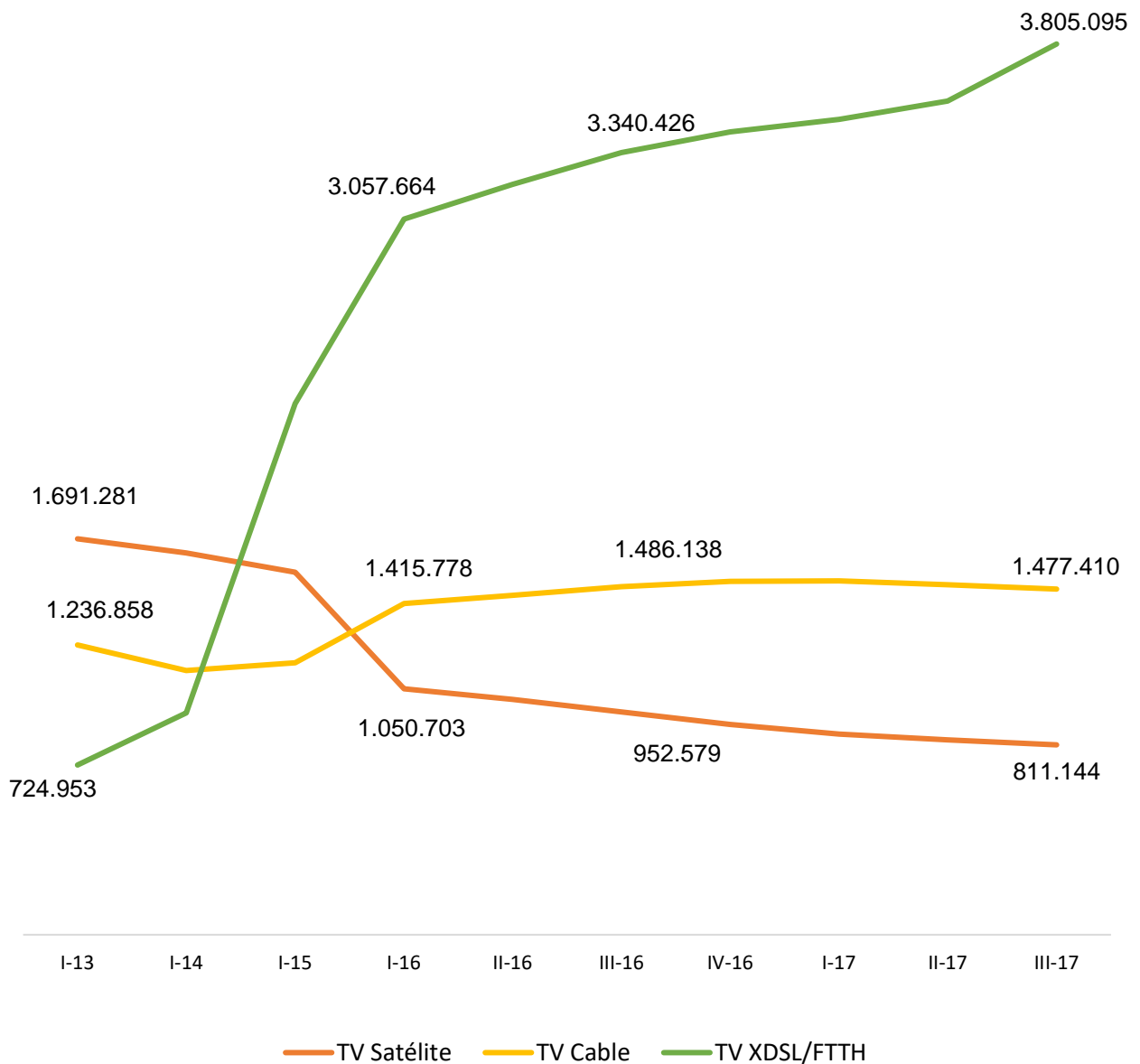


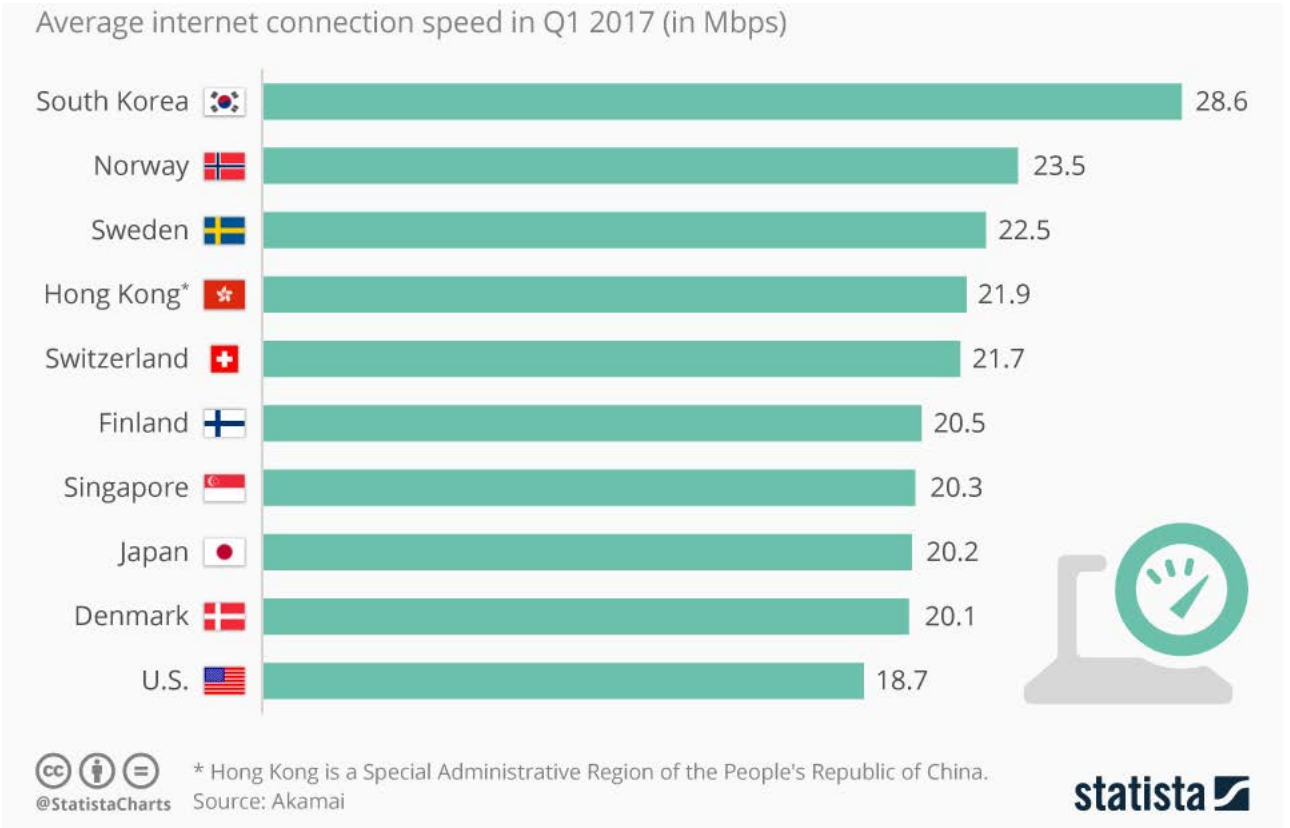
# Informe

## GRÁFICOS, CIFRAS Y FRASES DE LA QUINCENA VOL.97

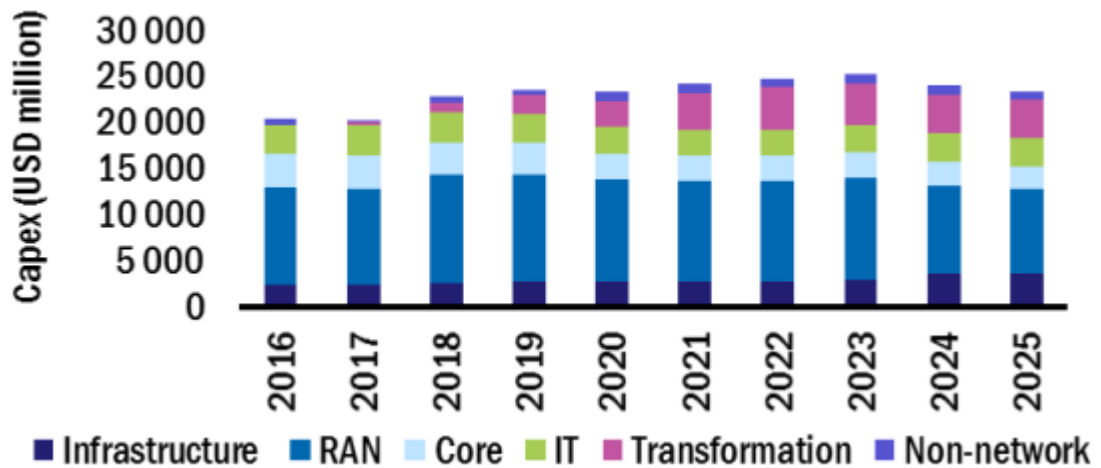
➔ EVOLUCIÓN DE ABONADOS DE TV POR TECNOLOGÍA, CNMC.



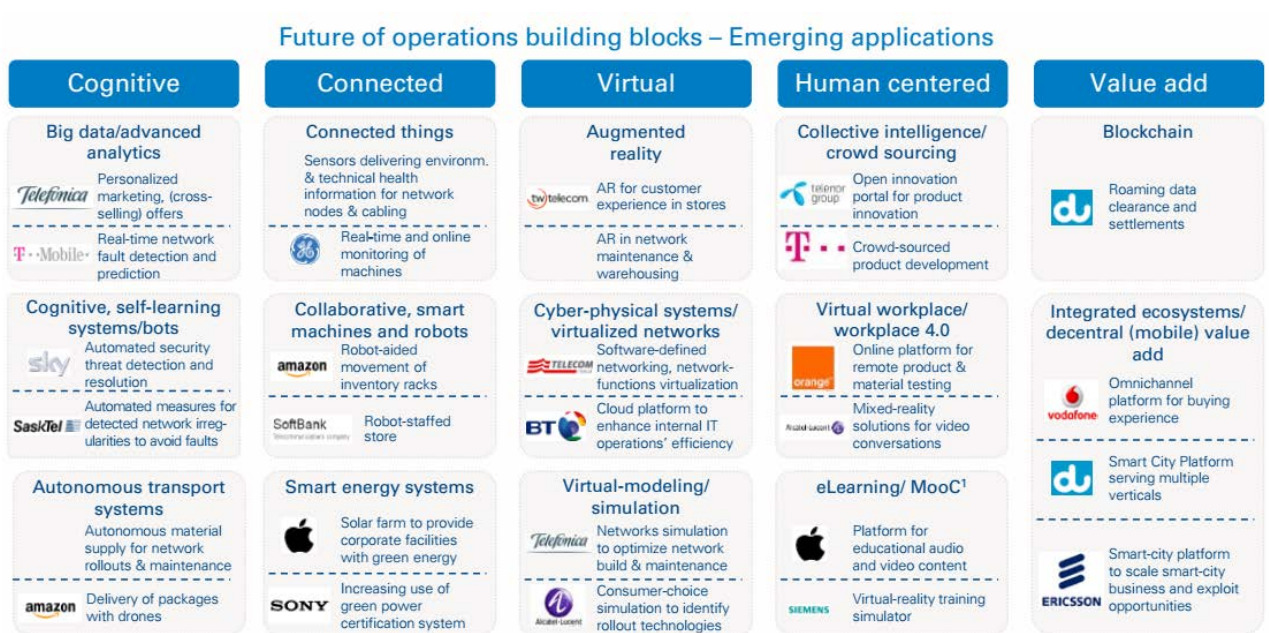
➔ **THE COUNTRIES WITH THE FASTEST INTERNET, STATISTA.**



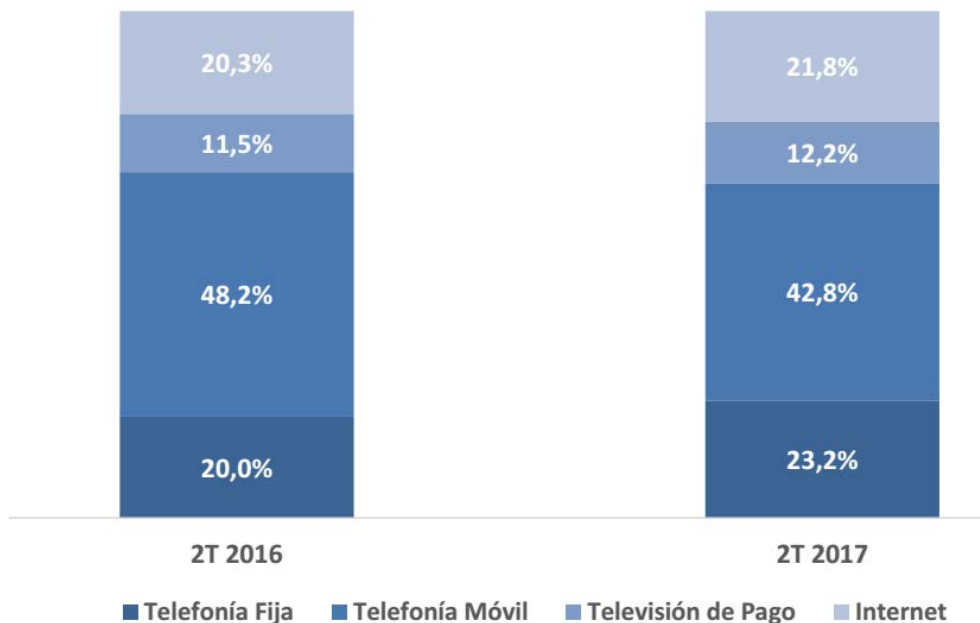
➔ **CAPEX FORECAST BY EQUIPMENT CATEGORY, WESTERN EUROPE, 2016–2025, ANALYSYS MASON.**



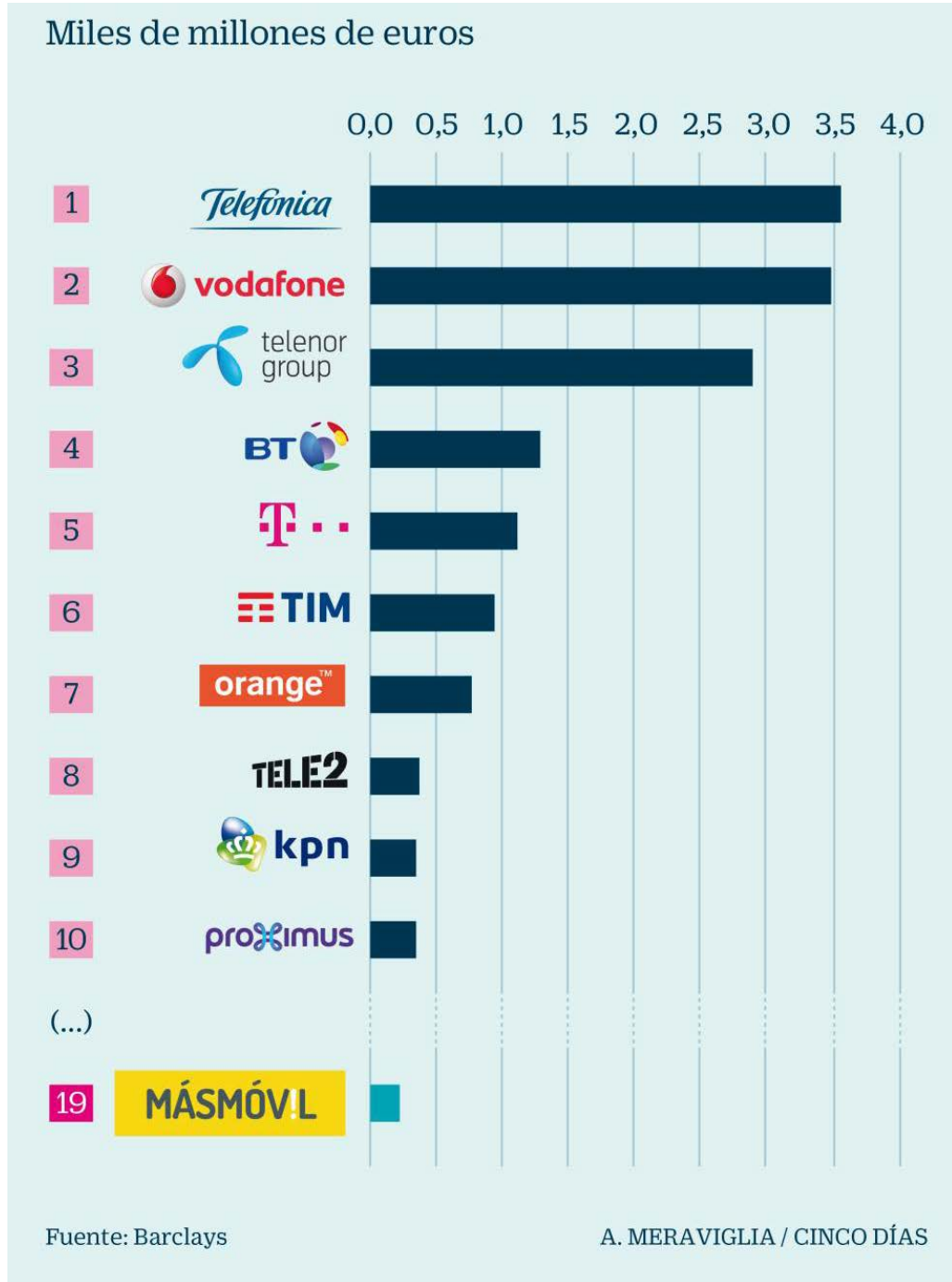
➔ **APPLICATIONS AND USE CASES OF DIGITAL TECHNOLOGIES ARE BEING ADOPTED IN TELCOS AND RELATED INDUSTRIES, ARTHUR D. LITTLE.**



➔ **PORCENTAJE DE SERVICIOS QUE COMPRENEN EL GASTO TIC, N-ECONOMÍA.**

















➡ **INVERSIÓN EN ESPECTRO DE LAS TELECOMUNICACIONES EUROPEAS HASTA 2019, CINCO DÍAS.**

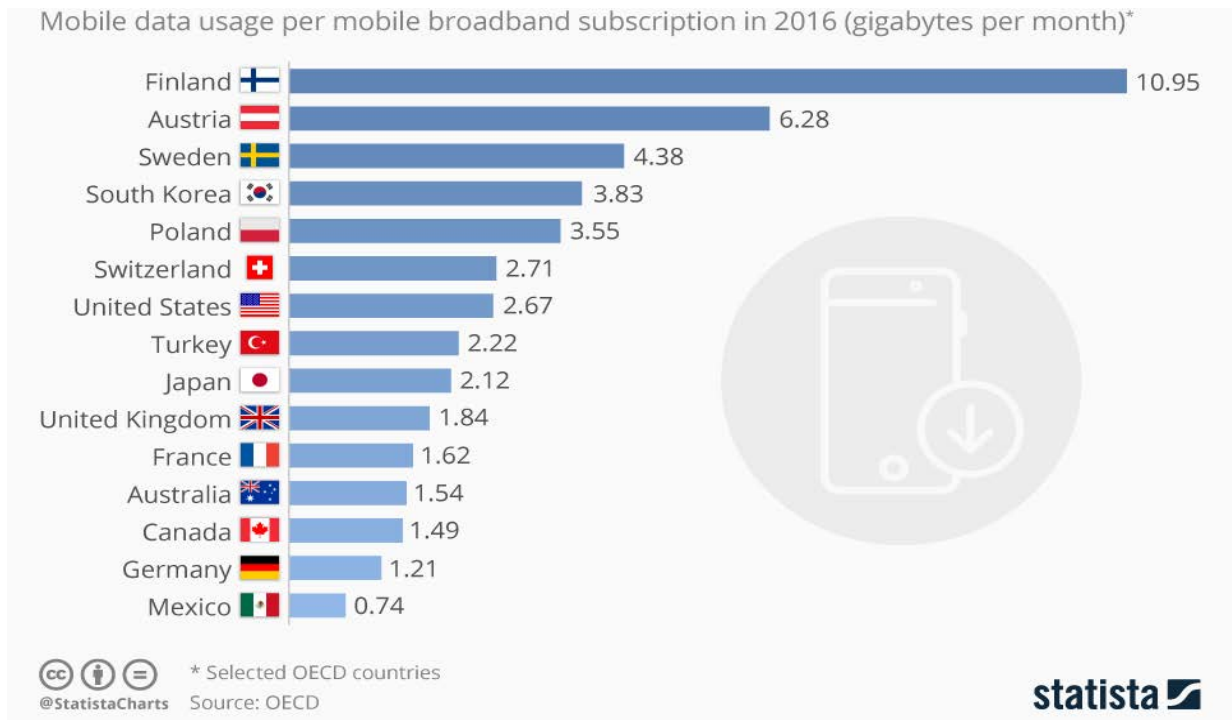


➔ AWARDS TABLE, OPENSIGNAL, JULIO 2017.

OpenSignal | Awards

	Download Speed: 4G	Download Speed: 3G	Download Speed: Overall	Latency: 4G	Latency: 3G	Availability: 4G
 Movistar						
 Orange						
 Vodafone						
 Yoigo						

➔ MOBILE DATA: WHO'S USING THE MOST GIGABYTES?, STATISTA.



➔ SPAIN MOBILE MARKET INFORMATION, CITI RESEARCH.

Spain	3Q17	Spain	3Q17
<b>Service Revenue, €m</b>		<b>Broadband Subscribers (000s)</b>	
Telefonica	873	Incumbent retail	6,018
Vodafone	729	Incumbent wholesale	2,358
Orange	716	ULL (total)	3,157
<b>Total</b>	<b>2,499</b>	Cable	1,935
<b>Service Revenue Growth, yoy</b>		<b>Total</b>	<b>13,468</b>
Telefonica	(3.8%)	<b>Broadband Subscribers (000s)</b>	
Vodafone	1.8%	Telefonica	6,018
Orange	7.5%	Orange	4,168
<b>Total</b>	<b>1.6%</b>	Jazztel	
<b>Service Revenue Market Share</b>		Vodafone (Ono)	1,935
Telefonica	34.9%	Vodafone (legacy)	1,353
Vodafone	29.2%	<b>Total</b>	<b>13,468</b>
Orange	28.6%	<b>Broadband Subscribers Net Adds (000s)</b>	
Other	7.3%	Telefonica	(3)
<b>Post-pay Customers, 000s</b>		Orange	(12)
Telefonica	15,514	Jazztel	
Vodafone	11,619	Vodafone (Ono)	20
Orange	12,944	Vodafone (legacy)	22
Yoigo/MasMovil	3,710	<b>Total</b>	<b>103</b>
<b>Call Volumes, mn min/qtr</b>		<b>Telephony Channels (000s)</b>	
Telefonica	9,458	Incumbent retail	9,387
Vodafone	12,001	Incumbent wholesale (WLR)	643
Orange	9,493	ULL (total)	3,173
<b>Total</b>	<b>35,119</b>	Cable	1,985
<b>Call Volume growth, yoy</b>		<b>Total</b>	<b>15,189</b>
Telefonica	2.5%	<b>Telephony Channels Net Adds (000s)</b>	
Vodafone	13.1%	Incumbent retail	(76)
Orange	1.0%	ULL (full)	(60)
<b>Total</b>	<b>9.7%</b>	<b>Total</b>	<b>(120)</b>
<b>Contract Churn, % p.a</b>		<b>Pay TV Subscribers (000s)</b>	
Telefonica	0.0%	TEF	3,767
Vodafone	21.8%	Vodafone	1332
Orange	19.9%	Orange	593
<b>Data Revenue (excl messaging) % Servic</b>		Canal+/Sogecable/Vivendi	
Telefonica	54.6%	<b>Total</b>	
Vodafone	41.8%	<b>Pay TV Subscribers Net Adds (000s)</b>	
Orange	39.0%	TEF	100
<b>EBITDA, €m</b>		Vodafone	47
Vodafone	384	Orange	52
<b>Capex, €m</b>		Canal+/Sogecable/Vivendi	
Vodafone	214	<b>Total</b>	
		<b>Other</b>	
		VDSL customers/ FttH	3,309

➔ CONSUMO DE DATOS MÓVILES EN VODAFONE, EL ECONOMISTA.



Fuente: Vodafone. Nota: II trimestre fiscal, de julio a septiembre de 2017.

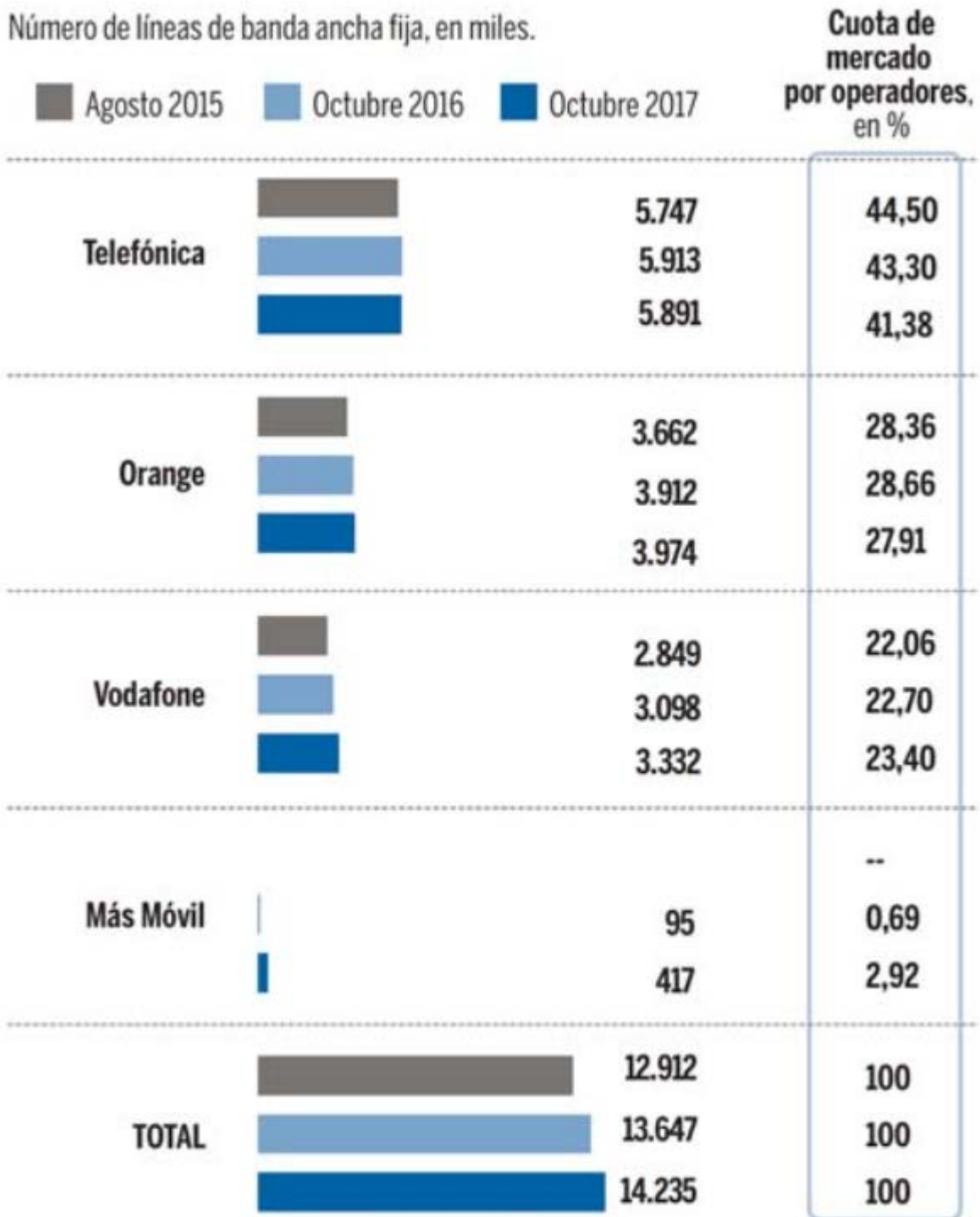
elEconomista

➔ PORTABILIDAD EN ESPAÑA, CNMC.



➔ **GANADORES EN LA CAPTACIÓN, EXPANSIÓN.**

Número de líneas de banda ancha fija, en miles.



Fuente: CNMC

Expansión

**UGT Comunicaciones**