


## GRÁFICOS, CIFRAS Y FRASES DE LA QUINCENA VOL.110

# Informe

digitales\_



## MAYORES Y TECNOLOGÍA

### ¿Sabías qué?



Más de 9 millones de personas en España son mayores de 65 años.



Un 35% de las personas mayores tienen conexión a internet pero solo un 20% lo utiliza.



Tan sólo el 27,9% de los mayores de 65 años que utiliza internet ha comprado alguna vez a través de comercio electrónico, bajando hasta el 13,3% en los mayores de 80 años.



La brecha digital genera desigualdad en el uso y provecho de las tecnologías.



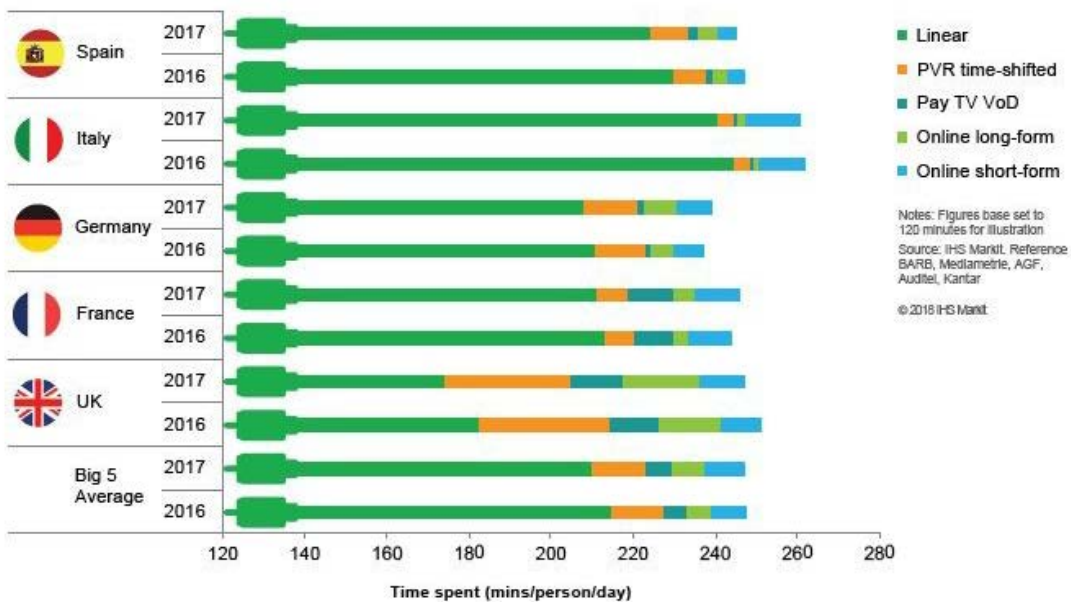
**La desconexión de los mayores y la tecnología NO SE DEBE A LA EDAD, sino a la carencia de formación y aprendizaje, de infraestructuras, etc.**



## Cross-Platform Viewing Time Report 2017

Analysing TV and video consumption trends across the 'big five' European markets – UK, France, Germany, Italy and Spain.

### 2017: Cross-Platform Viewing Time by Country



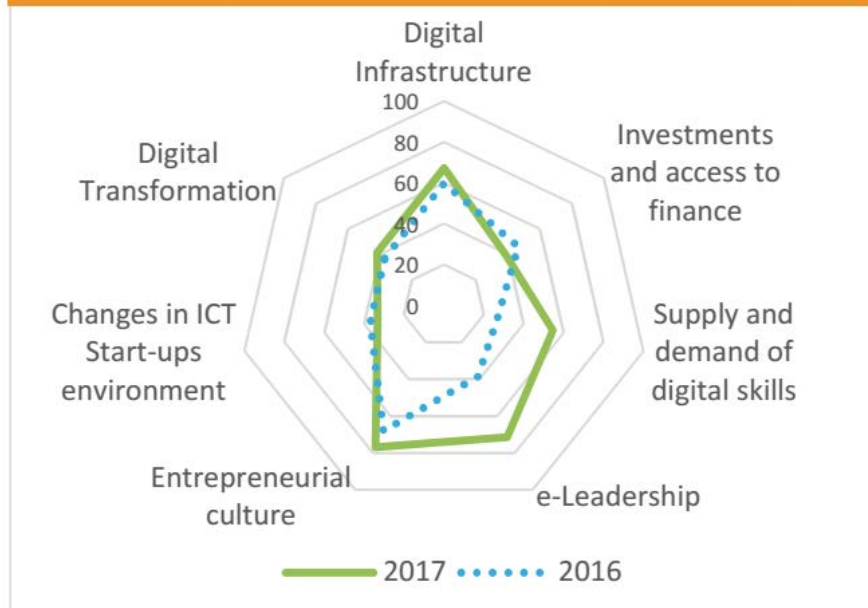
### ➔ INFORMACIÓN DE COBERTURA BANDA ANCHA, SECRETARÍA DE AVANCE DIGITAL.

2017								
ADSL ≥ 2 Mbps	ADSL ≥ 10 Mbps	VDSL	Inalámbricas ≥ 2 Mbps	Inalámbricas ≥ 30 Mbps	HFC	FTTH	3,5G (HSPA)	4G (LTE)
90%	72%	12%	58%	14%	49%	71%	99,9%	97%

2017			
≥ 2 Mbps	≥ 10 Mbps	≥ 30 Mbps	≥ 100 Mbps
97%	91%	81%	76%

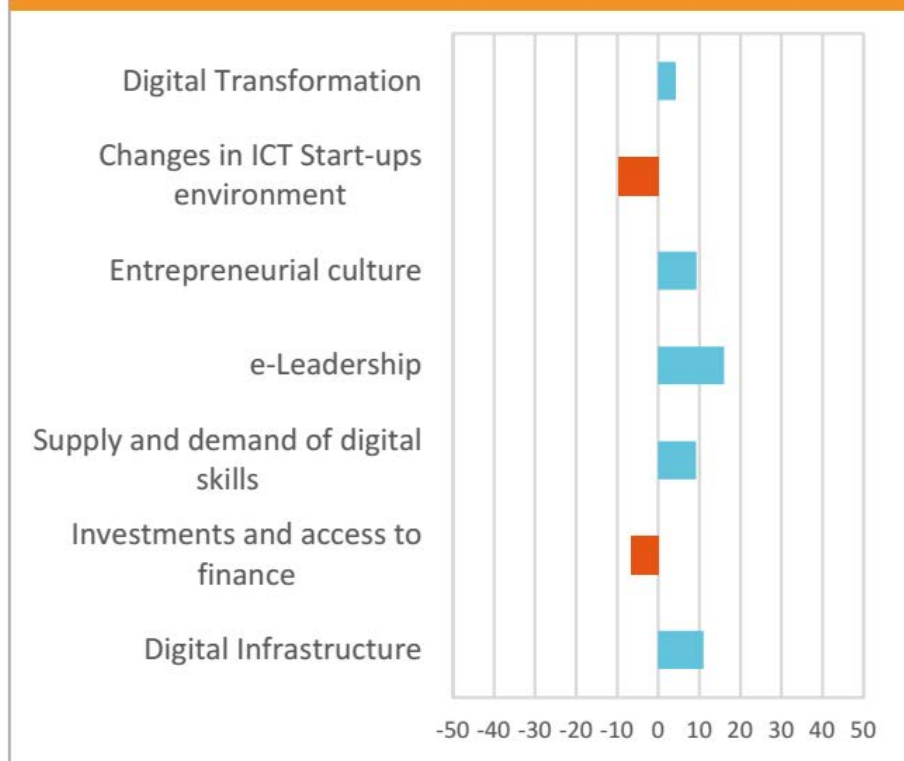


Figure 9.51: Spain's framework conditions for digital transformation



Note: Based on the average of the latest three imputed values. Where no data was available, the EU average was used.

Figure 9.52: Spain's performance vs. EU average



Note: Based on the average of the difference of the latest three imputed values. Where no data was available, the EU average was used.

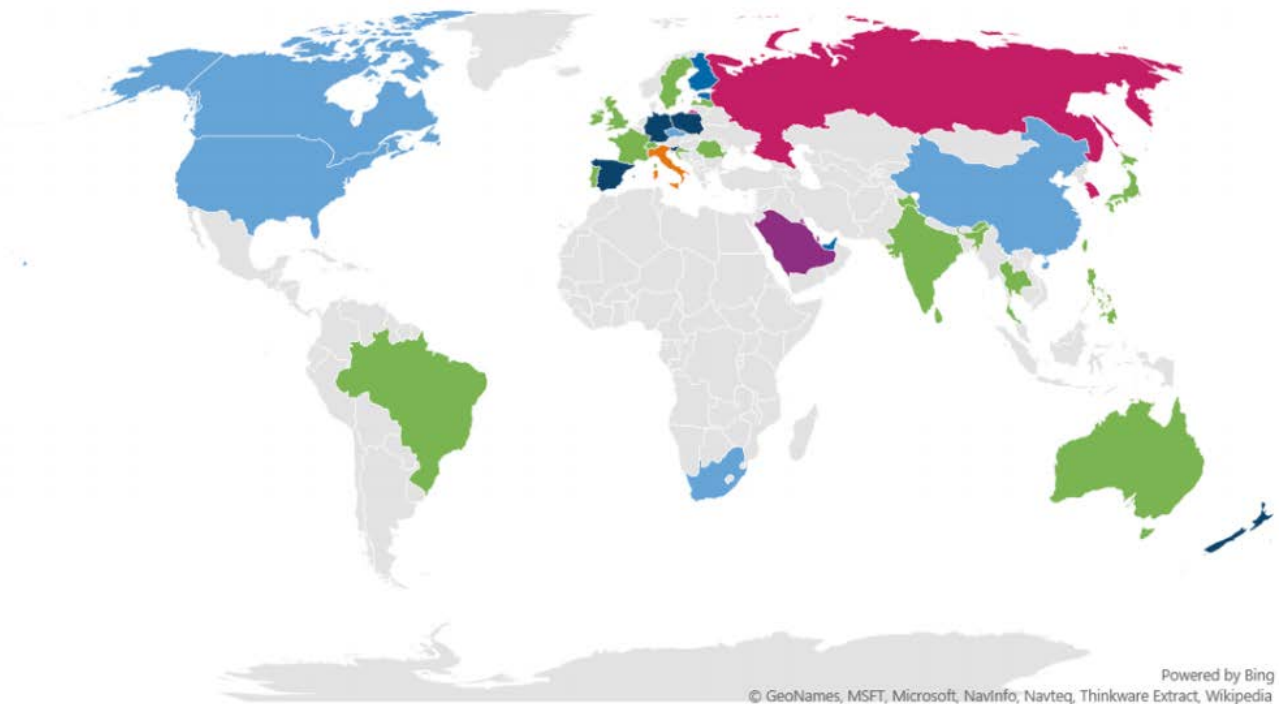
➔ **5G DEVICE AVAILABILITY (3GPP), ERICSSON.**

**5G device availability (3GPP)**

		2018		2019		2020	
		First half	Second half	First half	Second half	First half	Second half
High-frequency bands mmWave	39GHz		○		☎		
	28GHz		○		☎		
Mid-frequency bands Sub-6GHz	4.5GHz						☎
	3.5GHz		○	☎	☎ (Standalone)		
	2.6GHz			☎	☎		
Low-frequency bands	FDD bands (600MHz lead band)				☎		

○ Pocket router      ☎ Smartphone      ☎ CPE/FWT      ☎ Laptop

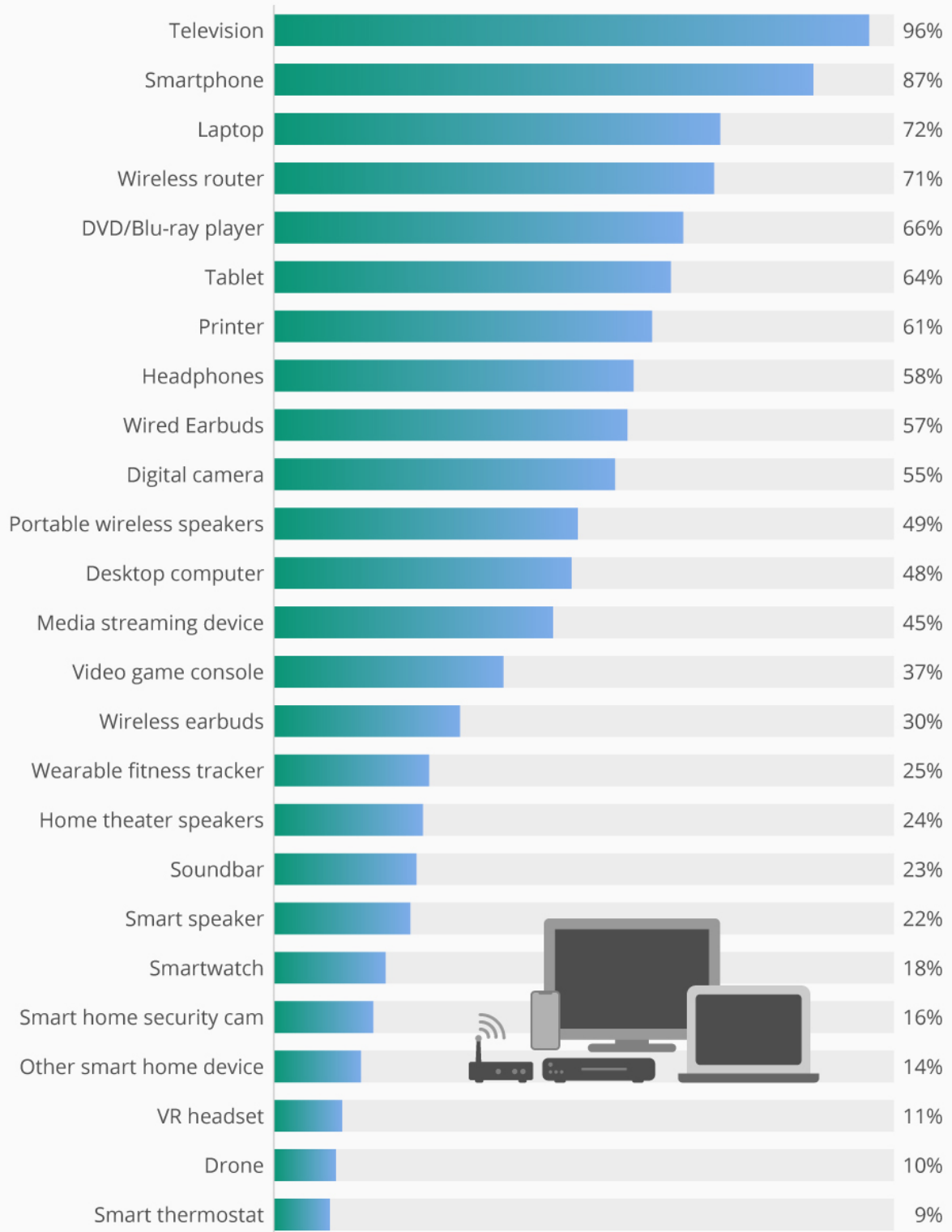
➔ **5G NETWORK DEPLOYMENT PLANS ANNOUNCED (EARLIEST LAUNCH DATE PER COUNTRY), GSA.**



- Launched - limited availability
- Launched - event service only; full launch 2019
- Deployed - selected areas only
- Expected 2018
- Expected 2019
- Expected 2020
- Expected 2021

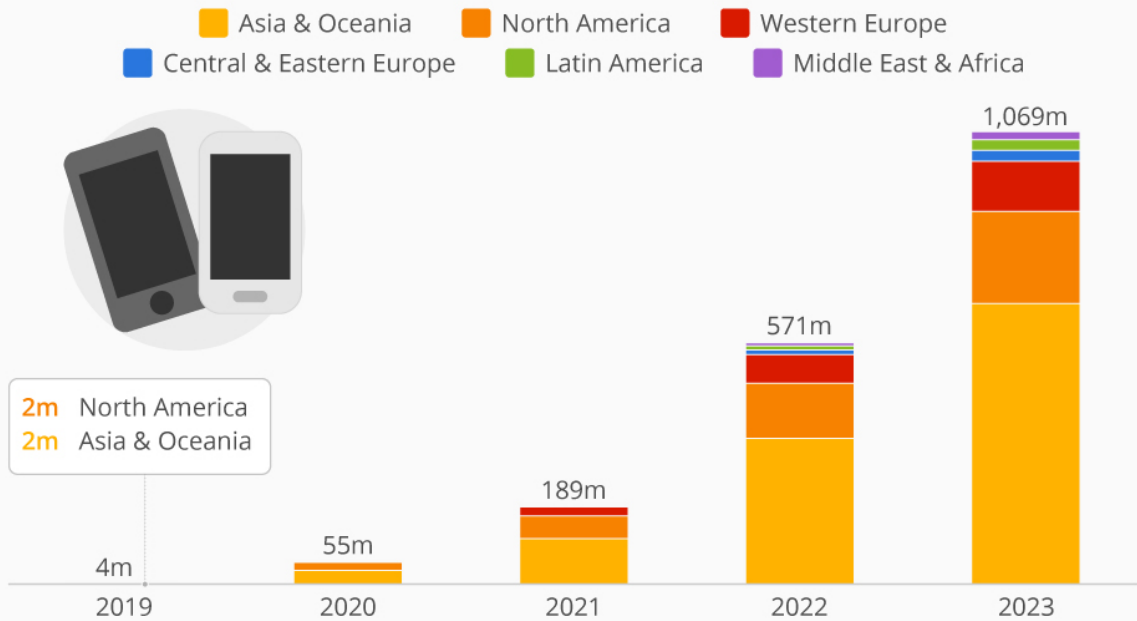
## TV and Smartphone Are Must-Have Devices for Americans

Household penetration of the following tech products in the United States\*



## Global 5G Breakthrough Is Imminent

Estimated number of 5G mobile connections

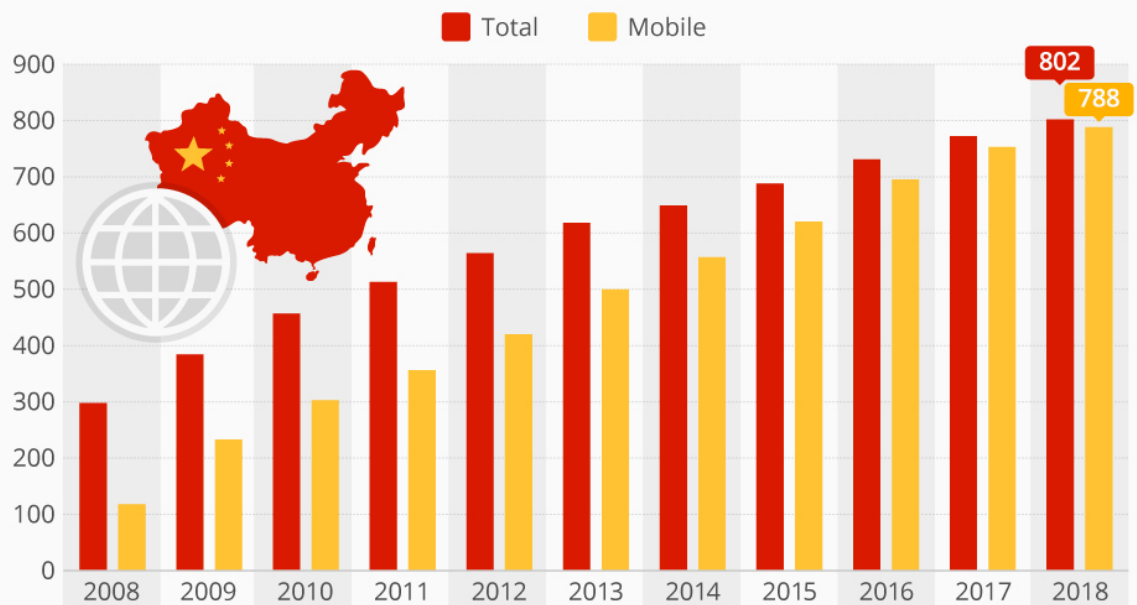


As of June 2018  
@StatistaCharts Source: Ericsson

statista

## 98% Of Chinese Internet Users Are Mobile

Number of internet users in China (millions)



As of June 2018  
@StatistaCharts Source: CNNIC

statista

➔ *ERICSSON MOBILITY REPORT JUNE 2018.*

	2017	2023	CAGR
Worldwide mobile subscriptions	7.8bn	8.9bn	2%
Worldwide smartphone subscriptions	4.3bn	7.2bn	9%
Worldwide mobile broadband subscriptions	5.3bn	8.3bn	8%
Worldwide LTE subscriptions	2.7bn	5.5bn	12%
Worldwide monthly data traffic per active smartphone	3.4GB	17GB	31%
Worldwide total monthly mobile data traffic	15EB	107EB	39%

**UGT Comunicaciones**